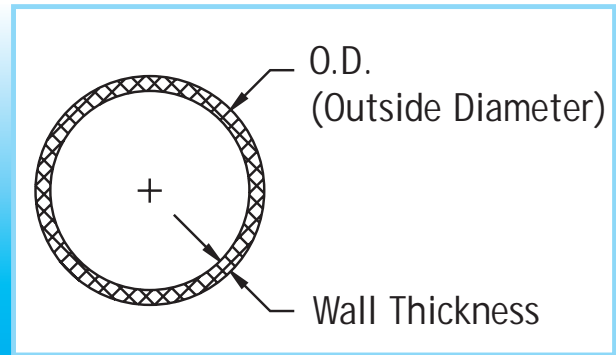


Dimensions

High Purity Pipe

Available in Polypropylene or PVDF

Pipe



Schedule 80	Average OD	Wall Thickness	Weight per Stick		Sticks per Bundle	
			PP	PVDF	PP	PVDF
½	0.84	0.147	1.5	2.67	10	10
¾	1.05	0.154	1.8	3.50	10	10
1	1.315	0.179	2.9	5.25	10	10
1½	1.900	0.200	4.6	8.50	10	5
2	2.375	0.218	5.9	12.00	10	5

Schedule 40	Average OD	Wall Thickness	Weight per Stick		Sticks per Bundle	
			PP	PVDF	PP	PVDF
½	0.84	0.109	2.25	2.25	10	10
¾	1.05	0.113	3.00	3.00	10	10
1	1.315	0.133	4.25	4.25	10	10
1½	1.900	0.145	7.00	7.00	5	5
2	2.375	0.154	9.75	9.75	5	5

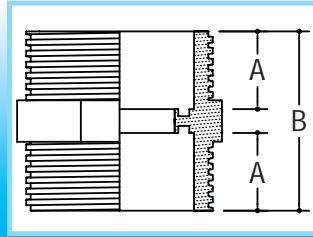
230 PSI	Average OD	Wall Thickness	Weight per Stick		Sticks per Bundle	
			PP	PVDF	PP	PVDF
½	0.84	0.09	2.00	2.00	10	10
¾	1.05	0.09	2.25	2.25	10	10
1	1.315	0.09	3.25	3.25	10	10
1½	1.900	0.113	5.00	5.00	5	5
2	2.375	0.113	8.50	8.50	5	5

Riontite[®] High Purity Fittings

Available in Polypropylene or PVDF

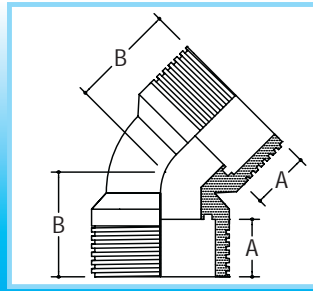
Dimensions

CLS Coupling



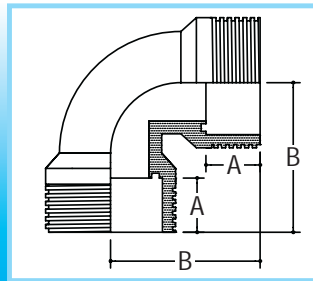
Size:	A	B	C	D	E	WEIGHT PP	WEIGHT PVDF
½	.68	1.61				2.8	5.9
¾	.68	1.61				3.2	6.8
1	.68	1.61				4.2	8.7
1½	.87	2.06				6.7	14.6
2	.87	2.06				8.4	17.6

45E 45 Elbow



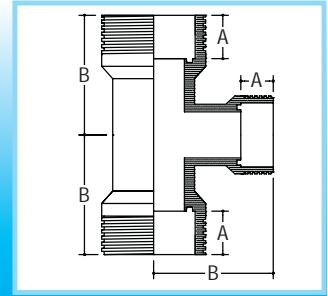
Size:	A	B	C	D	E	WEIGHT PP	WEIGHT PVDF
½	.68	1.22				2.8	6.1
¾	.68	1.22				3.3	7.5
1	.68	1.22				4.5	9.0
1½	.87	1.62				7.1	15.0
2	.87	1.75				9.7	20.0

90E 90 Elbow



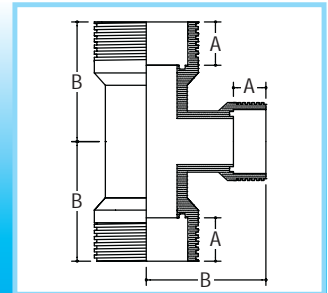
Size:	A	B	C	D	E	WEIGHT PP	WEIGHT PVDF
½	.68	1.62				2.8	6.1
¾	.68	1.80				3.4	7.2
1	.68	1.92				4.9	9.3
1½	.87	2.44				7.6	15.0
2	.87	2.68				10.5	21.0

90T Tee



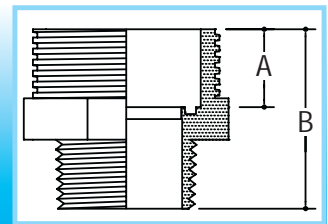
Size:	A	B	C	D	E	WEIGHT PP	WEIGHT PVDF
½	.68	1.63				4.6	9.3
¾	.68	1.80				4.8	9.6
1	.68	1.95				6.8	13.7
1½	.87	2.45				12.6	30.1
2	.87	2.72				15.8	33.0

R90T Reducing Tee



Size:	A	B	C	D	WEIGHT PP	WEIGHT PVDF
¾ x ½ .68	1.80	.68			5.3	11.7
1 x ½ .68	1.95	.68			6.1	13.2
1 x ¾ .68	1.95	.68			6.2	13.5
1½ x 1.87	2.45	.68			5.4	10.6
2 x 1½ .87	2.72	.87			6.8	15.8

MA Male Adapter



Size:	A	B	C	D	E	WEIGHT PP	WEIGHT PVDF
½	.68	1.61				1.4	2.1
¾	.68	1.61				2.0	4.3
1	.68	1.61				2.4	6.6
1½	.87	2.06				4.4	9.7
2	.87	2.06				5.3	12.1

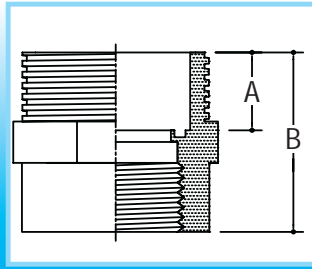
Dimensions

High Purity Fittings Riontite®

Available in Polypropylene or PVDF

FA

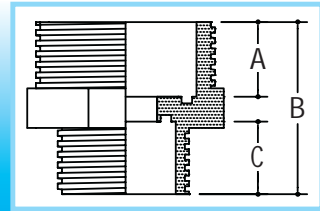
Female Adapter



Size:	A	B	C	D	E	WEIGHT PP	WEIGHT PVDF
1/2	.68	1.61				1.8	3.5
3/4	.68	1.61				2.2	5.0
1	.68	1.61				2.5	5.1
1 1/2	.87	2.06				4.6	9.2
2	.87	2.06				5.6	11.4
1/2 x 1/4tba						1.8	4.1
1/2 x 3/8tba						1.8	4.1

RCLS

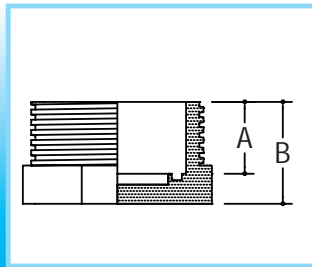
Reducing Coupling



Size:	A	B	C	D	E	WEIGHT PP	WEIGHT PVDF
3/4 x 1/2	.68	1.60	.68			3.1	6.5
1 x 1/2	.68	1.60	.68			3.2	6.8
1 x 3/4	.68	1.60	.68			3.4	7.0
1 1/2 x 1/2	.87	2.03	.68			5.3	10.4
1 1/2 x 3/4	.87	2.03	.68			5.3	10.4
1 1/2 x 1.87	.87	2.03	.68			5.3	10.4
2 x 1/2	.87	2.03	.68			5.3	10.4
2 x 3/4	.87	2.03	.68			5.3	10.4
2 x 1	.87	2.03	.68			5.3	10.4
2 x 1 1/2	.87	2.03	.68			5.3	10.4

CAP

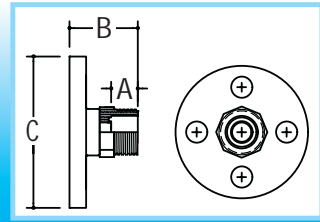
Cap



Size:	A	B	C	D	E	WEIGHT PP	WEIGHT PVDF
1/2	.68	1.01				1.4	4.1
3/4	.68	1.01				2.1	5.6
1	.68	1.01				2.3	5.1
1 1/2	.87	1.30				4.4	9.3
2	.87	1.30				4.8	10.1

FLG

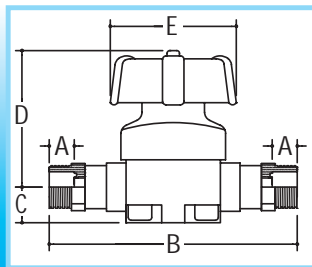
Flange



Size:	A	B	C	D	E	WEIGHT PP	WEIGHT PVDF
1/2	.68	1.81	3.52			3.2	7.6
3/4	.68	1.90	3.89			4.6	8.2
1	.68	1.92	4.25			5.7	10.9
1 1/2	.87	2.41	5.00			8.3	17.6
2	.87	2.68	5.98			13.2	27.0

DV

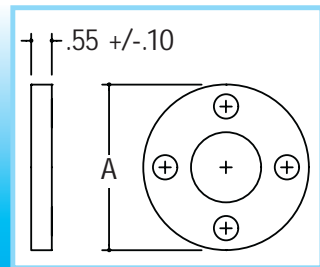
Diaphragm Valve



Size:	A	B	C	D	E	WEIGHT PP	WEIGHT PVDF
1/2	.68	6.83	1.02	3.94	3.55	21.0	27.3
3/4	.68	7.65	1.02	3.94	3.55	21.7	25.6
1	.68	7.79	1.02	3.94	3.55	21.7	26.3
1 1/2	.87	9.86	1.58	4.96	4.49	42.0	59.6
2	.87	11.05	1.58	6.15	5.52	72.0	90.8

BACKUP

Backup Ring



Size:	A	150# ANSI Pattern Holes	WEIGHT PP	WEIGHT PVDF
1/2	3.50	4		
3/4	4	4		
1	4.25	4		
1 1/2	5	4		
2	6	4		

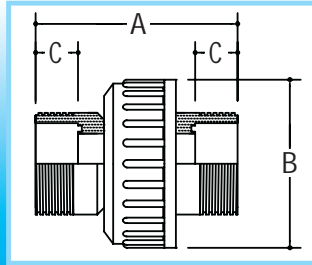
Riontite[®] High Purity Fittings

Dimensions

Available in Polypropylene or PVDF

UNION

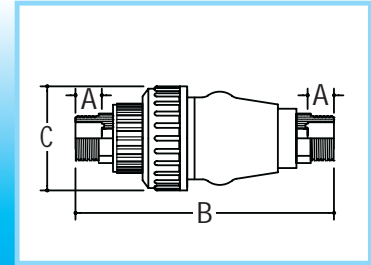
Union



Size:	A	B	C	D	E	F	WEIGHT PP	WEIGHT PVDF
½	3.33	2.00	.68				4.5	8.12
¾	3.33	2.43	.68				5.6	12.00
1	3.33	2.81	.68				7.0	16.00
1½	3.88	3.70	.87				14.2	39.60
2	3.88	4.34	.87				20.2	42.10

BC

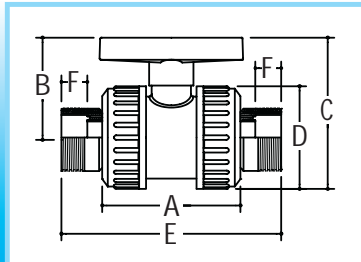
Ball Check



Size:	A	B	C	D	E	F	WEIGHT PP	WEIGHT PVDF
½	.68	5.99	1.99				2.8	4.90
¾	.68	6.69	2.44				4.3	8.00
1	.68	7.09	2.80				6.5	11.75
1½	.87	8.66	3.78				15.2	27.00
2	.87	9.10	4.21				21.7	36.00

BV

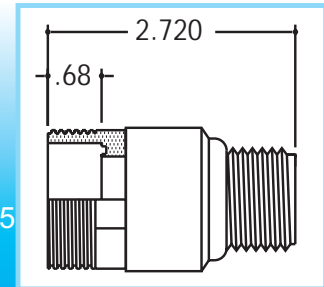
Ball Valve



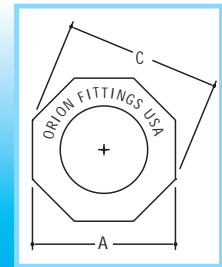
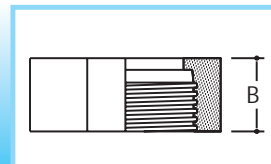
Size:	A	B	C	D	E	F	WEIGHT PP	WEIGHT PVDF
½	3.00	1.89	2.89	2.00	5.36	.68		
¾	3.45	2.49	3.70	2.43	5.92	.68		
1	3.74	2.58	3.98	2.80	6.14	.68		
1½	4.85	3.52	5.54	4.04	7.14	.87		
2	5.98	4.14	6.77	5.27	8.08	.87		

HOSE

Hose Bibb
¾ Soc x ¾ - 11.5
N.R.Hose Thread



NUT



Size:	A	B	C	D	E	WEIGHT PP	WEIGHT PVDF
½	1.77	.87	1.90				
¾	2.02	.87	2.18				
1	2.28	.87	2.46				
1½	2.80	1.08	3.00				
2	3.37	1.08	3.60				